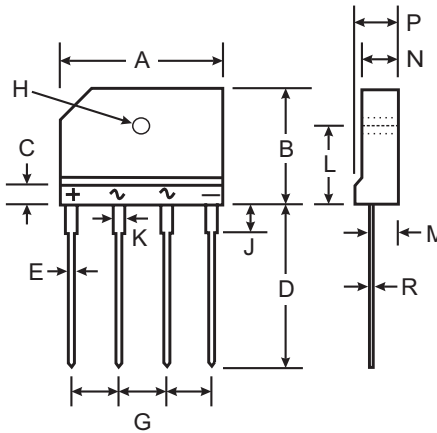


Features

- Glass Passivated Die Construction
- High Case Dielectric Strength of 1500V_{RMS}
- Low Reverse Leakage Current
- Surge Overload Rating to 120A Peak
- Ideal for Printed Circuit Board Applications
- UL Listed Under Recognized Component Index, File Number E94661
- **Lead Free Finish, RoHS Compliant (Note 4)**

Mechanical Data

- Case: KBJ
- Case Material: Molded Plastic. UL Flammability Classification Rating 94V-0
- Moisture Sensitivity: Level 1 per J-STD-020C
- Terminals: Finish - Tin. Plated Leads, Solderable per MIL-STD-202, Method 208 (e3)
- Polarity: Molded on Body
- Mounting: Through Hole for #6 Screw
- Mounting Torque: 5.0 in-lbs Maximum
- Ordering Information: See Last Page
- Marking: Type Number
- Weight: 4.6 grams (approximate)



| KBJ | | |
|-----------------------------|--------------|--------|
| Dim | Min | Max |
| A | 24.80 | 25.20 |
| B | 14.70 | 15.30 |
| C | 4.00 Nominal | |
| D | 17.20 | 17.80 |
| E | 0.90 | 1.10 |
| G | 7.30 | 7.70 |
| H | 3.10 ∅ | 3.40 ∅ |
| J | 3.30 | 3.70 |
| K | 1.50 | 1.90 |
| L | 9.30 | 9.70 |
| M | 2.50 | 2.90 |
| N | 3.40 | 3.80 |
| P | 4.40 | 4.80 |
| R | 0.60 | 0.80 |
| All Dimensions in mm | | |

Maximum Ratings and Electrical Characteristics @ T_A = 25°C unless otherwise specified

Single phase, half wave, 60Hz, resistive or inductive load.
For capacitive load, derate current by 20%.

| Characteristic | Symbol | KBJ 4005G | KBJ 401G | KBJ 402G | KBJ 404G | KBJ 406G | KBJ 408G | KBJ 410G | Unit |
|---|--|-------------|----------|----------|----------|----------|----------|----------|------------------|
| Peak Repetitive Reverse Voltage Working Peak Reverse Voltage DC Blocking Voltage | V _{RRM} V _{RWM} V _R | 50 | 100 | 200 | 400 | 600 | 800 | 1000 | V |
| RMS Reverse Voltage | V _{R(RMS)}} | 35 | 70 | 140 | 280 | 420 | 560 | 700 | V |
| Average Rectified Output Current @ T _C = 115°C | I _O | 4.0 | | | | | | | A |
| Non-Repetitive Peak Forward Surge Current, 8.3 ms single half-sine-wave superimposed on rated load | I _{FSM} | 120 | | | | | | | A |
| Forward Voltage per element @ I _F = 2.0A | V _{FM} | 1.0 | | | | | | | V |
| Peak Reverse Current @ T _C = 25°C at Rated DC Blocking Voltage @ T _C = 125°C | I _{RM} | 5.0 500 | | | | | | | μA |
| I ² t Rating for Fusing, t < 8.3ms (Note 3) | I ² t | 60 | | | | | | | A ² s |
| Typical Total Capacitance per Element (Note 1) | C _T | 40 | | | | | | | pF |
| Typical Thermal Resistance (Note 2) | R _{θJC} | 5.5 | | | | | | | °C/W |
| Operating and Storage Temperature Range | T _j , T _{STG} | -65 to +150 | | | | | | | °C |

- Notes:
1. Measured at 1.0 MHz and applied reverse voltage of 4.0V DC.
 2. Thermal resistance from junction to case per element. Unit mounted on 75 x 75 x 1.6mm aluminum plate heat sink.
 3. Non-repetitive, for t > 1ms and < 8.3ms.
 4. RoHS revision 13.2.2003. Glass and High Temperature Solder Exemptions Applied, see *EU Directive Annex Notes 5 and 7*.

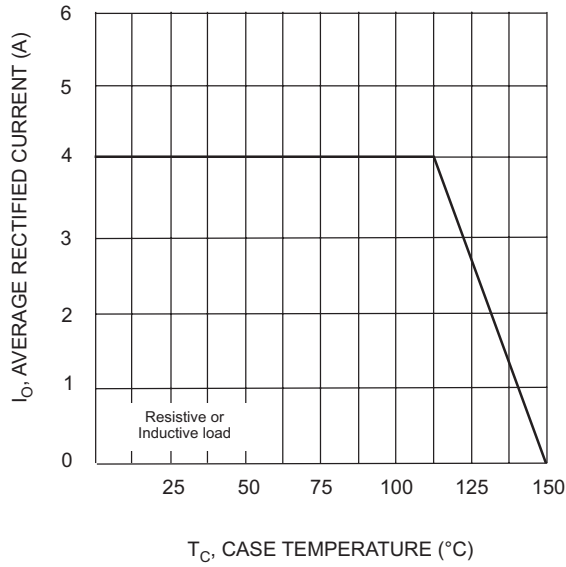


Fig. 1 Forward Current Derating Curve

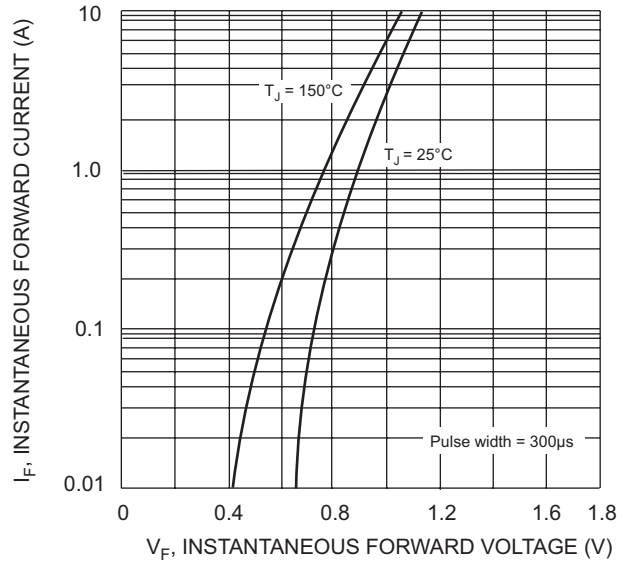


Fig. 2 Typical Forward Characteristics

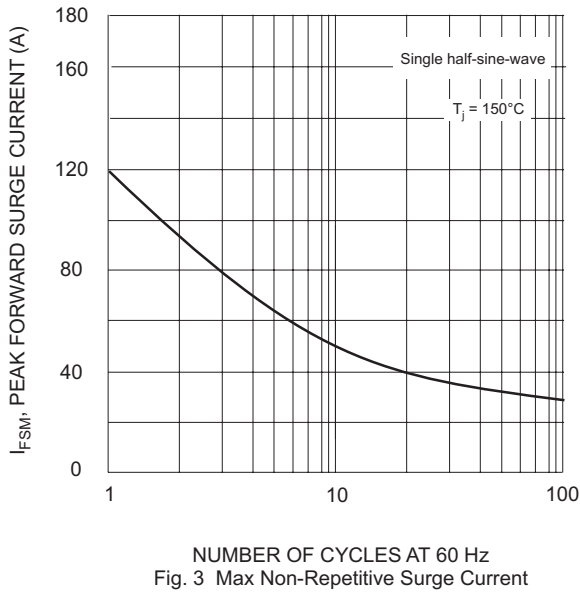


Fig. 3 Max Non-Repetitive Surge Current

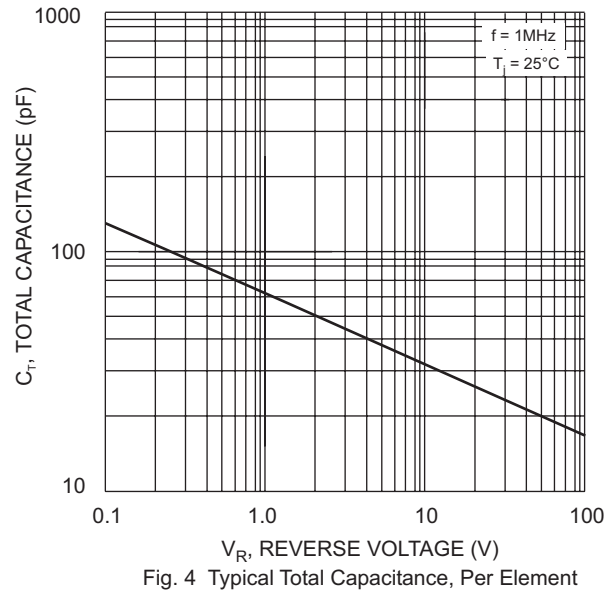


Fig. 4 Typical Total Capacitance, Per Element

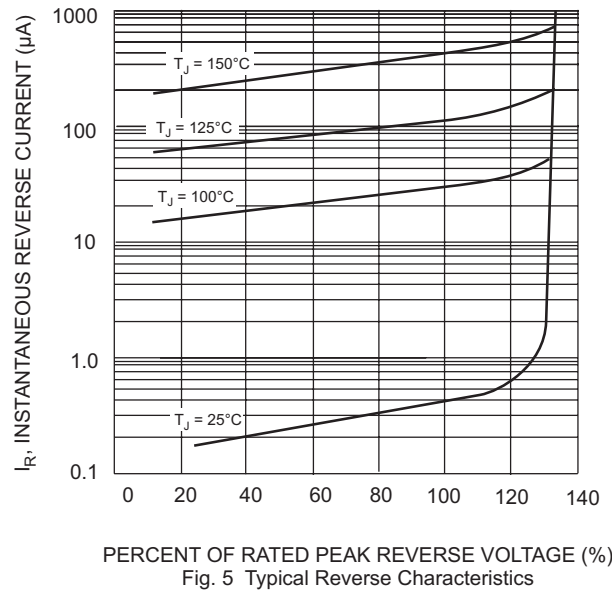


Fig. 5 Typical Reverse Characteristics

Ordering Information (Note 5)

| Device | Packaging | Shipping |
|----------|-----------|----------|
| KBJ4005G | KBJ | 20/Tube |
| KBJ401G | KBJ | 20/Tube |
| KBJ402G | KBJ | 20/Tube |
| KBJ404G | KBJ | 20/Tube |
| KBJ406G | KBJ | 20/Tube |
| KBJ408G | KBJ | 20/Tube |
| KBJ410G | KBJ | 20/Tube |

Notes: 5. For packaging details, visit our website at <http://www.diodes.com/datasheets/ap02008.pdf>

IMPORTANT NOTICE

Diodes Incorporated and its subsidiaries reserve the right to make modifications, enhancements, improvements, corrections or other changes without further notice to any product herein. Diodes Incorporated does not assume any liability arising out of the application or use of any product described herein; neither does it convey any license under its patent rights, nor the rights of others. The user of products in such applications shall assume all risks of such use and will agree to hold Diodes Incorporated and all the companies whose products are represented on our website, harmless against all damages.

LIFE SUPPORT

Diodes Incorporated products are not authorized for use as critical components in life support devices or systems without the expressed written approval of the President of Diodes Incorporated.

Mouser Electronics

Authorized Distributor

Click to View Pricing, Inventory, Delivery & Lifecycle Information:

[Diodes Inc.:](#)

[KBJ4005G](#) [KBJ401G](#) [KBJ402G](#) [KBJ404G](#) [KBJ406G](#) [KBJ408G](#) [KBJ410G](#)